



<b>Free standing height</b>	51 m
<b>Rated/Max.Load moment</b>	100/120 t·m
<b>Max.Load capacity</b>	6 t
<b>Tip load capacity</b>	1.31 t

# **JHT6013N-6**

## **TOWER CRANE**

# JHT6013N-6 SPECIFICATIONS >>>

## PERFORMANCE DATA

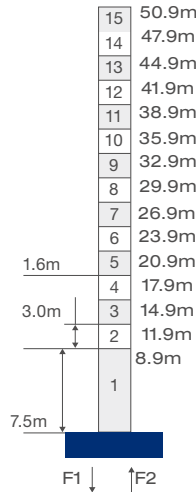
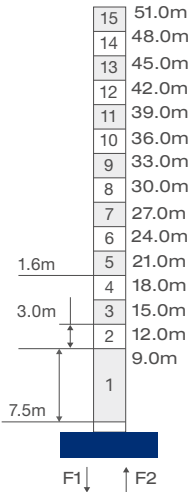
Load-lifting height(m)		51 (fixed type)	198 (With anchorage)
Max.load capacity(t)		6	
Min/Max.working radius(m)		2.5 / 60	
Rated/Max.load moment(t·m)		100 / 120	
Hoisting Mechanism	Magnification	2 Falls	4 Falls
	Lifting speed(m/min)	100/76/40	50/38/20
	Lifting weight(t)	0.8/1.5/3.0	1.6/3.0/6.0
	Power(kW)	24	24
Slewing Mechanism	Speed(r/min)	0~0.6	
	Power(kW)	2×3	
Trolleying Mechanism	Speed(m/min)	0~45	
	Power(kW)	4	
Climbing Mechanism	Working pressure(MPa)	28	
	Speed(m/min)	0.7	
	Power(kW)	7.5	
Total power(kW)		34(climbing motor excluded)	
Working temperature(°C)		-20~42	

## TOWER COMPOSITION AND SUPPORT REACTION WITH DIFFERENT FOUNDATIONS

### Fixed Leg

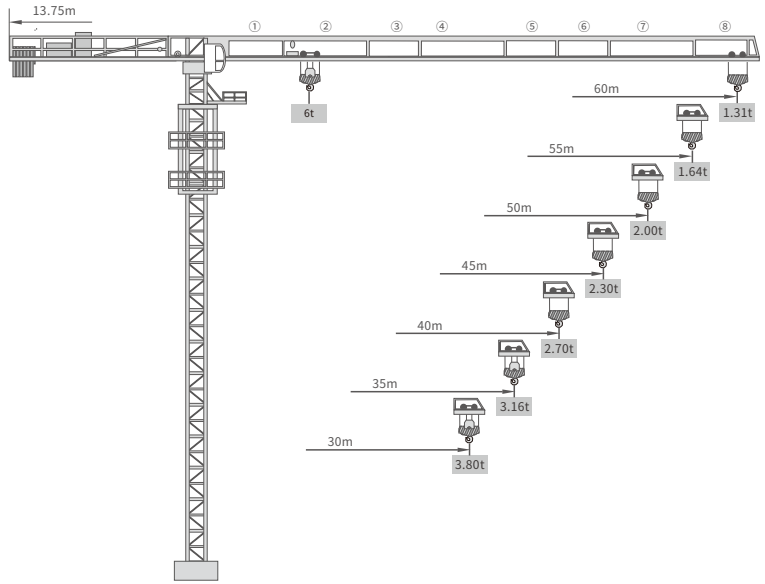


### Embedded Bolt



	FIXED LEG		EMBEDDED BOLT	
	On-service	Out-of service	On-service	Out-of service
F1 (T)	174	208	174	208
F2 (T)	101	142	101	142

## DIMENSIONS



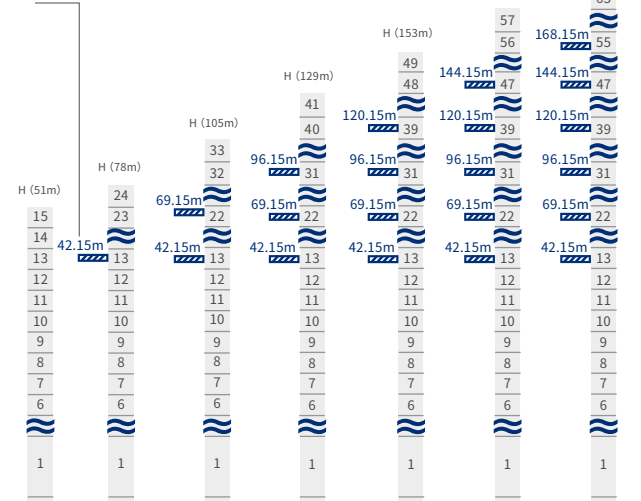
## LOAD DIAGRAMS

Radius (m)	2.5~17.32	20	25	30	35	40	45	50	55	60
4Falls (t)	6.00	5.11	3.96	3.19	2.64	2.23	1.91	1.66	1.45	1.27
2Falls (t)	3.00	3.00	3.00	3.00	2.68	2.27	1.95	1.70	1.49	1.31

## ANCHORAGES

### Hoisting Height

#### Anchorage



### Free Standing Height

Guangxi Liugong Machinery Co., Ltd.

No. 1 Liutai Road, Liuzhou, Guangxi 545007, PR China  
 T: +86 772 3886124 E: overseas@liugong.com  
 www.liugong.com

Specifications and designs are subject to change without notice. Machines shown may include optional equipment. LiuGong standard and optional equipment may vary from region to region. Please consult your LiuGong dealer for information specific to your area.

02/2023 Designed by LGJoinhand