



Free standing height	51 m
Rated/Max.Load moment	125/145 t·m
Max.Load capacity	8 t
Tip load capacity	1.6 t

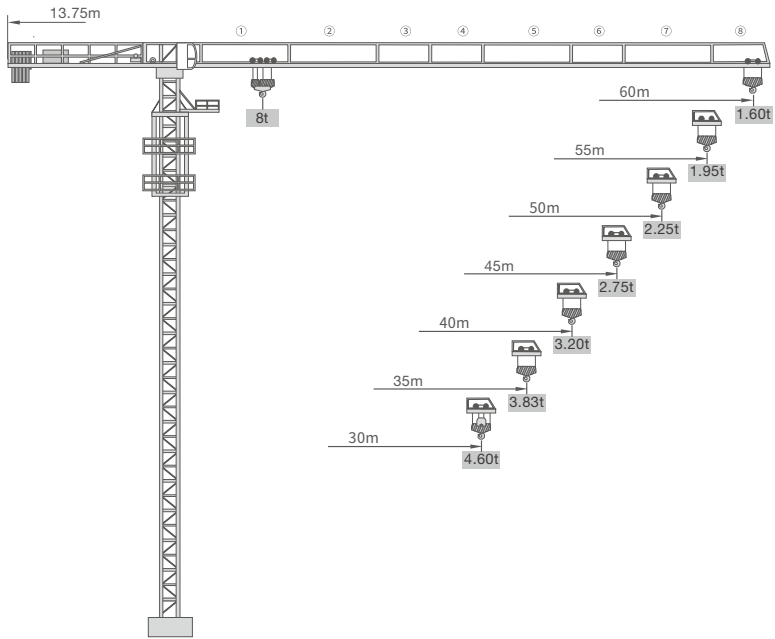
JHT6016N-8 **TOWER** **CRANE**

JHT6016N-8 SPECIFICATIONS >>>

PERFORMANCE DATA

Load-lifting height(m)		51 (fixed type)	192 (With anchorage)
Max.load capacity(t)		8	
Min/Max.working radius(m)		2.5 / 60	
Rated/Max.load moment(t·m)		125 / 145	
Hoisting Mechanism	Magnification	2 Falls	4 Falls
	Lifting speed(m/min)	100/72/40	50/36/20
	Lifting weight(t)	1.1/2.0/4.0	2.2/4.0/8.0
	Power(kW)	30	30
Slewing Mechanism	Speed(r/min)	0~0.6	
	Power(kW)	2×3	
Trolleying Mechanism	Speed(m/min)	0~65	
	Power(kW)	4	
Climbing Mechanism	Working pressure(MPa)	28	
	Speed(m/min)	0.7	
	Power(kW)	7.5	
Total power(kW)		40(climbing motor excluded)	
Working temperature(°C)		-20~42	

DIMENSIONS

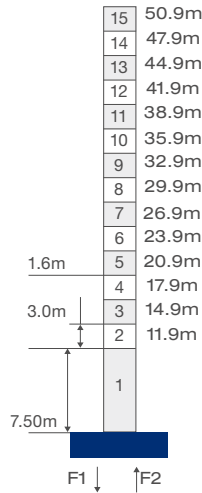
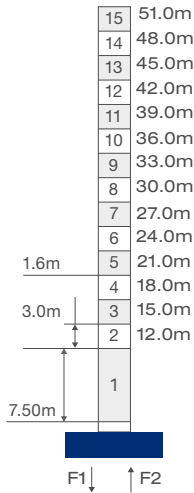


TOWER COMPOSITION AND SUPPORT REACTION WITH DIFFERENT FOUNDATIONS

Fixed Leg



Embedded Bolt



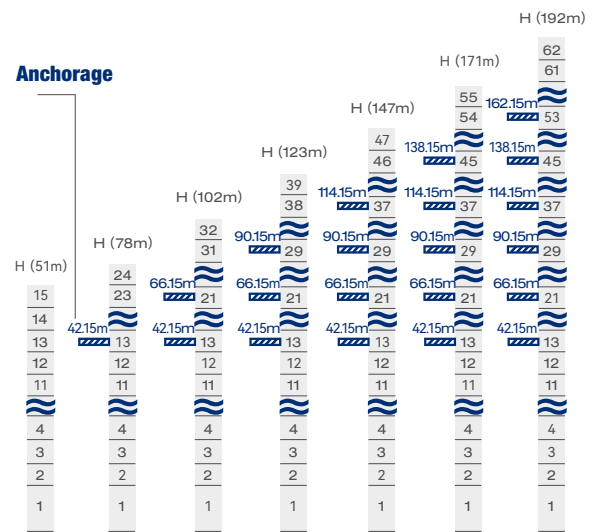
	FIXED LEG		EMBEDDED BOLT	
	On-service	Out-of service	On-service	Out-of service
F1 (T)	110	157	110	157
F2 (T)	187	225	187	225

LOAD DIAGRAMS

Radius (m)	2.5~15.97	20	25	30	35	40	45	50	55	60
4Falls (t)	8.00	6.22	4.81	3.87	3.20	2.69	2.30	1.99	1.73	1.52
2Falls (t)	4.00	4.00	4.00	3.95	3.28	2.77	2.38	2.07	1.81	1.60

ANCHORAGES

Hoisting Height



Free Standing Height

Guangxi Liugong Machinery Co., Ltd.

No. 1 Liutai Road, Liuzhou, Guangxi 545007, PR China
T: +86 772 3886124 E: overseas@liugong.com
www.liugong.com

Specifications and designs are subject to change without notice. Machines shown may include optional equipment. LiuGong standard and optional equipment may vary from region to region. Please consult your LiuGong dealer for information specific to your area.

02/2023 Designed by LGJoinhand